



Ағылшын тіліндегі оқулықтар



572.79

H 91

Mader, Sylvia S.

Human biology / Sylvia S. Mader,
Michael Windelspecht. - 13 th ed. - [S.
l.] : Mg Graw Hill. Connect Learn
Succeed , 2014. - 583 p.

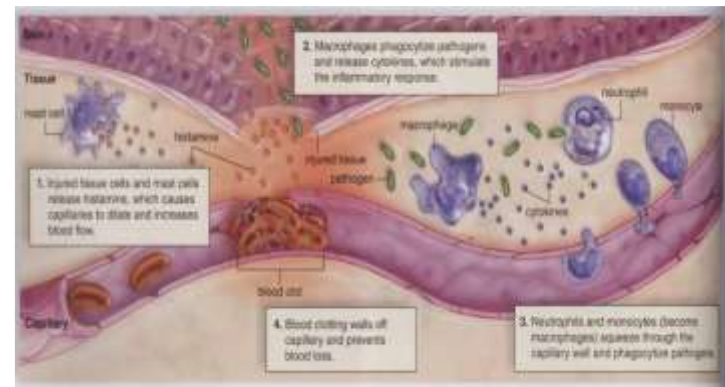
The authors of the text identified several goals that guided them through the revision of Human Biology, Thirteenth Edition:


Build upon the strengths of the previous editions of the text,

Enhance the learning process by integrating content that appeals to today's students.

Deploy new pedagogical elements, including multimedia assets, to increase student interaction with the text,

Develop a new series of digital assets designed to engage the modern student and provide assessment of learning outcomes.





577.1

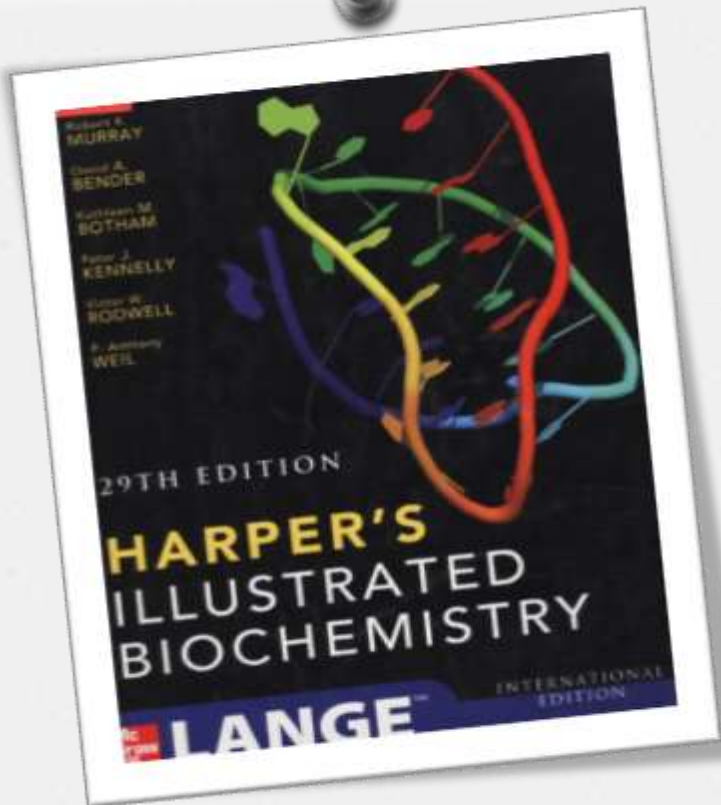
S 24

Satyanarayana, U.

Biochemistry : with biomedical concepts,
clinical correlates & case studies / U.

Satyanarayana, U. Chakrapani. - 5 th ed. -
[S. 1.] : Elsevier, 2017. - 777 p.

Medical knowledge is constantly changing. As new information becomes available, changes in treatment, procedures, equipment and the use of drugs become necessary. The author, editors, contributors and the publisher have, as far as it is possible, taken care to ensure that the information given in this text is accurate and up-to-date. However, readers are strongly advised to confirm that the information, especially with regard to drug dose/usage, complies with current legislation and standards of practice. Please consult full prescribing information before issuing prescriptions for any product mentioned in this publication.



577.1(075)

H 24

Harper's Illustrated Biochemistry : textbook /
Robert K. Murray [et.al.]. - 29th ed. - New
Delhi : McGraw-Hill education, 2012. - 818 p.

Medicine is an ever-changing science. As new research and clinical experience broaden our knowledge, changes in treatment and drug therapy are required. The authors and the publisher of this work have checked with sources believed to be reliable in their efforts to provide information that is complete and generally in accord with the standards accepted at the time of publication. However, in view of the possibility of human error or changes in medical sciences, neither the authors nor the publisher nor any other party who has been involved in the preparation or publication of this work warrants that the information contained herein is in every respect accurate or complete, and they disclaim all responsibility for any errors or omissions or for the results obtained from use of the information contained in this work.



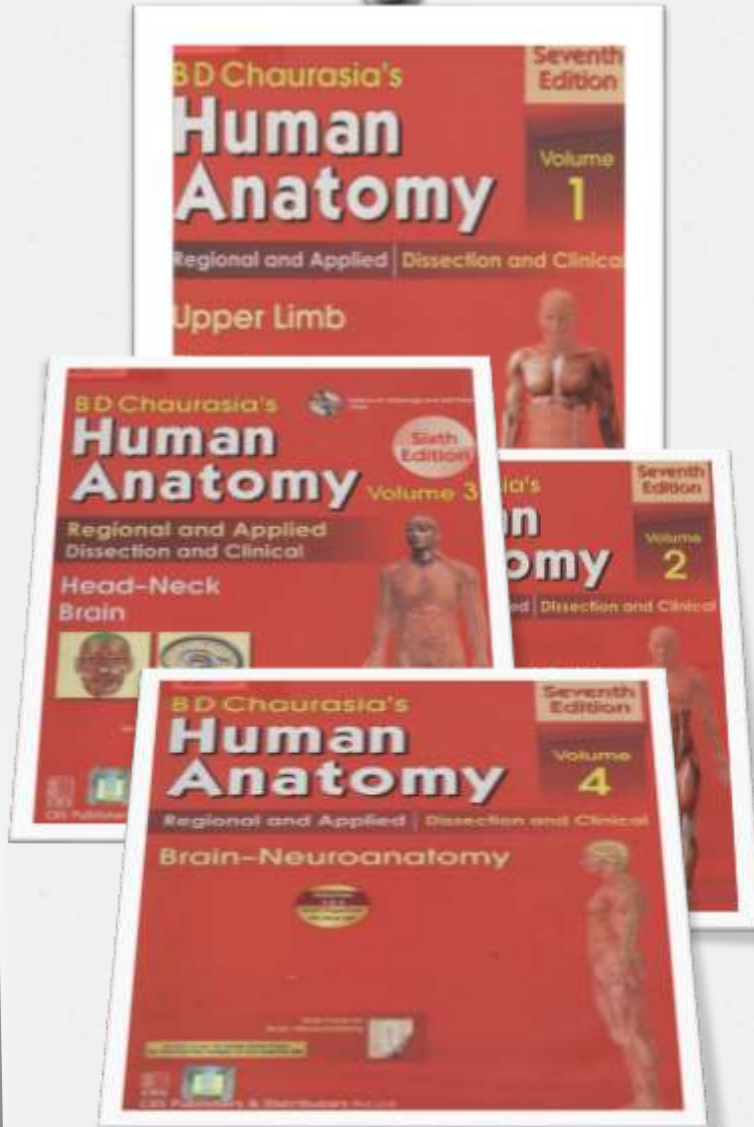
577.1

F42

Ferrier, Denise R.

Biochemistry: Lippincott's Illustrated Reviews : textbook / Denise R. Ferrier. - 7th ed. - Philadelphia : Wolters Kluwer, 2017. - 567 p.

This work is no substitute for individual patient assessment based upon healthcare professionals' examination of each patient and consideration of, among other things, age, weight, gender, current or prior medical conditions, medication history, laboratory data and other factors unique to the patient. The publisher does not provide medical advice or guidance and this work is merely a reference tool. Healthcare professionals, and not the publisher, are solely responsible for the use of this work including all medical judgments and for any resulting diagnosis and treatments.



Suggestions from our esteemed readers to add line diagrams based on the concepts followed in the earlier editions of this monumental book have enthused us to move ahead with the seventh edition. A large number of line diagrams in each volume have been modified and redrawn to bring in simplicity. New figures of histology with three points as Facts to Remember have been added, to provide a holistic understanding of a particular topic. Many flowcharts are prepared to make learning easier, faster and interesting. Some real dissection photographs have been given to give a virtual look of anatomy.

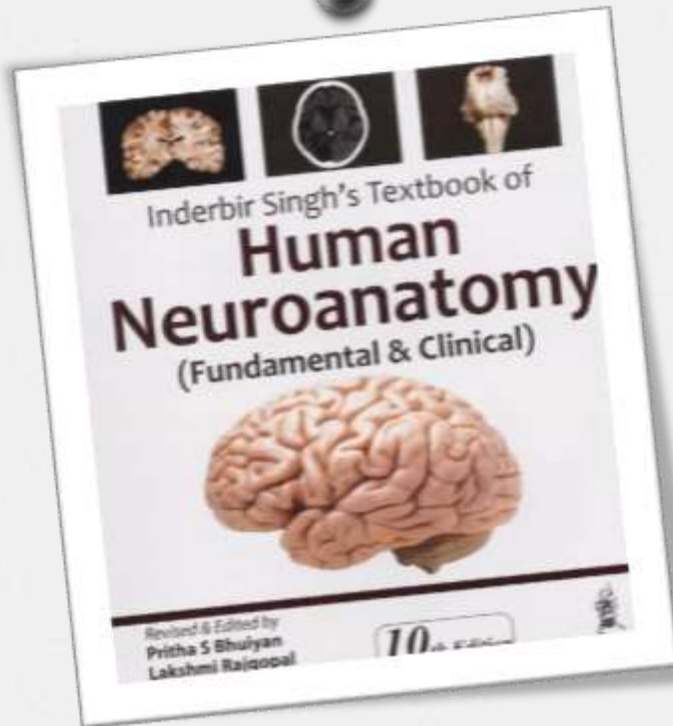
611
C 50

Chaurasia's, B. D.

Human Anatomy : textbook in 4 vol. Vol.

1. Upper limb and thorax / B. D.

Chaurasia's. - 7th ed. - New Delhi : CBS
Publishers & Distributors Pvt Ltd, 2016. -
328 p.



616.8

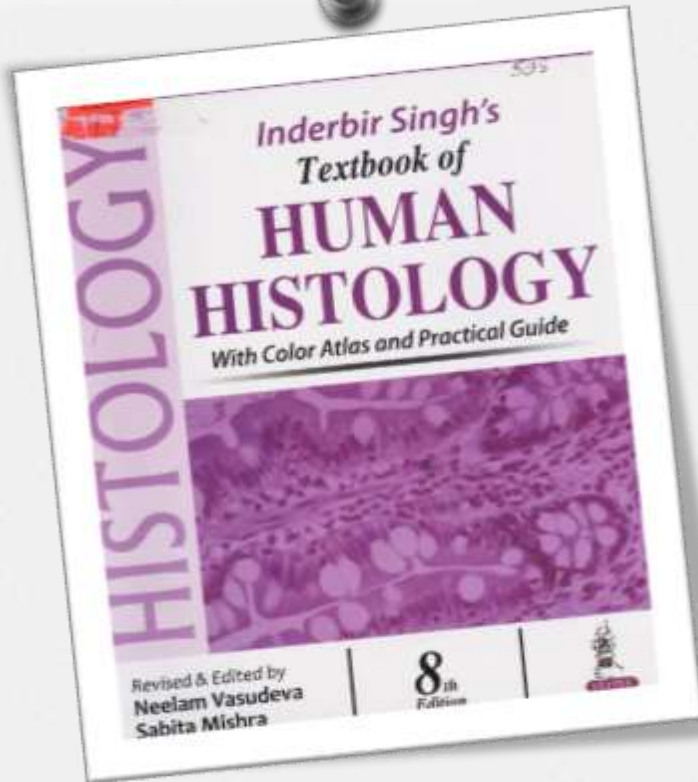
S 62

Singh's, Inderbir

Textbook of human neuroanatomy :
fundamental and clinical / Inderbir Singh's. -
10th ed. - New Delhi : The Health Sciences
Publisher, 2017. - 273 p.

The method of teaching Anatomy especially Neuroanatomy has undergone a vast change over the past decade. Medical students are needed not only to know the facts about the nervous system, but should also know how to apply that knowledge to 'localize' the neurological lesion which means they should correctly identify the 'site' and 'side' of lesion. This is possible only with a thorough knowledge of Neuroanatomy. So in this book, we have strived to provide the readers with ample opportunities to exercise their grey cells and practise this 'localization'!

We are thankful to all the comments, criticisms and feedback received for the ninth edition. These gave us a direction to revamp and modify the current edition to fulfill the requirements of undergraduate students.



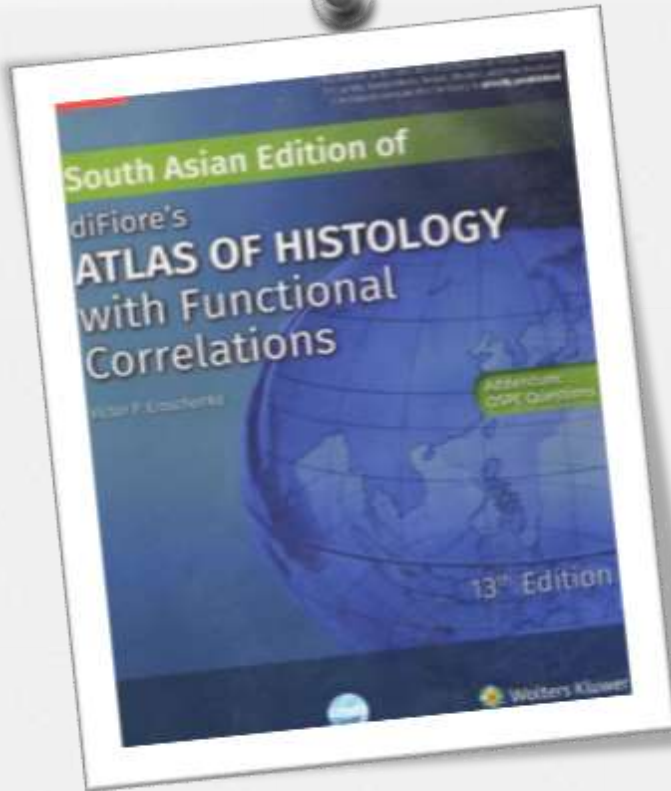
611-018

S 62

Singh's, Inderbir

Textbook of human histology : with colour atlas and practical guide / Inderbir Singh's. - 8 th ed. - New Delhi : The Health Sciences Publisher, 2016. - 302 p.

Textbook of Human Histology by Professor Inderbir Singh has remained an authoritative and standard textbook for the past many decades and it is our proud privilege to revise this book and bring out the Eighth Edition. The strength and popularity of this textbook has been its simple language and comprehensiveness that has essentially remained unchanged since its inception. Professor Singh's eye for details and his meticulous writing style has always been popular amongst the generations of medical students. Although all the chapters have been revisited and thoroughly revised, we have taken special care to retain the basic essence of the book.



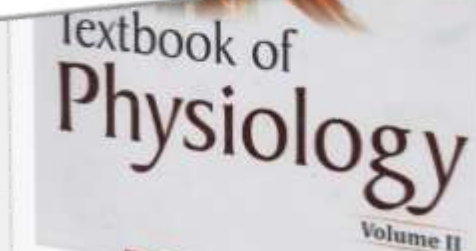
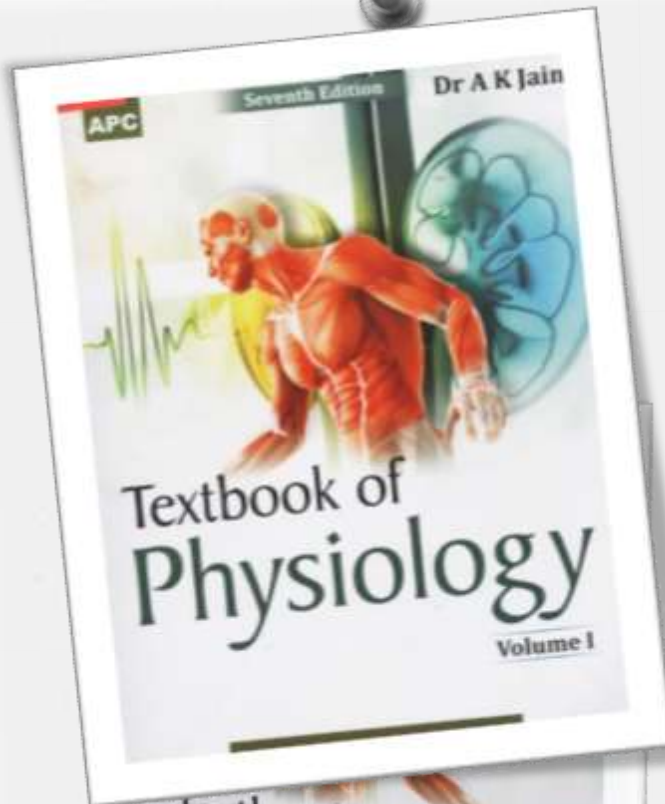
611-018

A 91

Atlas of histology with functional correlations
: textbook / Victor P. Eroschenko. - 13th ed. -
Philadelphia : Wolters Kluwer , 2012. - 617 p.

The thirteenth edition of Atlas of Histology with Functional Correlations (formerly diFiore's Atlas of Histology with Functional Correlations) continues to provide a colorful and expanded atlas of histologic images for medical, veterinary, dentistry, and pathology as well as students of the biological sciences.

As in previous editions, numerous comments from reviewers were helpful in suggesting improvement to the text and images of the atlas. Keeping these suggestions in mind, the composite and colorful illustrations of cells, tissues, and organs that made this atlas popular are maintained in the thirteenth edition. In addition, numerous photomicrographs were added throughout. While most of the images were prepared with light microscopy, other images with transmission and scanning microscopy are also included where it was necessary to show more precise and detailed morphology of different structures not visible with light microscopy.



This new edition of Textbook of Physiology (in Two Volumes) for MBBS students attempts to provide a complete and in-depth coverage of the subject for students in various disciplines of the medical profession.

Salient Features of the Book:

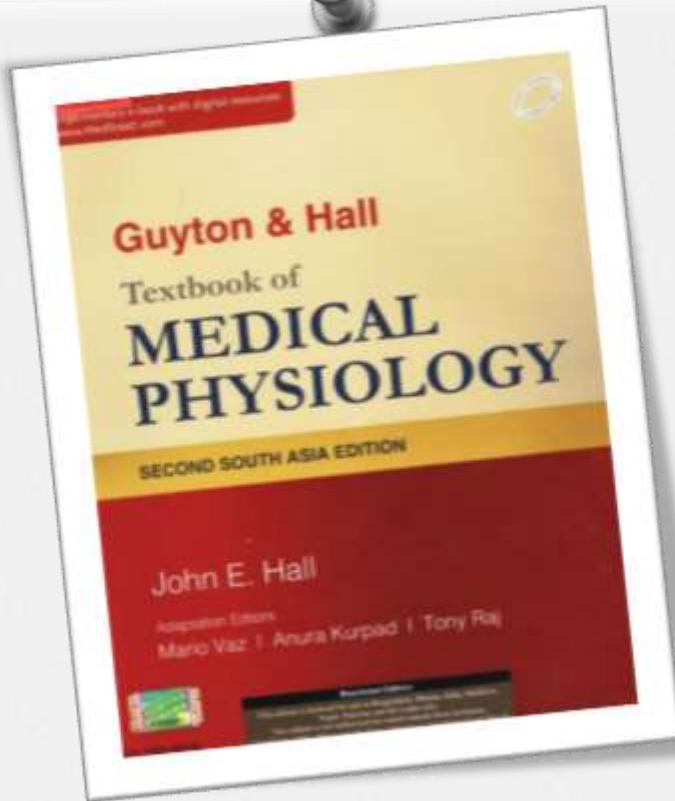
- The entire text (including figures) has been thoroughly revised and updated for all the units. Moreover, specific learning objectives have been added for the students.
- This textbook contains 200 tables, more than 1400 study questions, about 2400 MCQs and 800 figures including flow charts.
- New and modern concepts have also been simplified and incorporated in the book.
- More study questions have been added at the end of each chapter along with many long-structured questions that are useful for undergraduate students.
- A large number of multiple choice questions (MCQs) have been provided at the end of each chapter.
- Many clinical pictures have also been incorporated for better understanding of the clinical concepts.

612

J 19

Jain, A. K.

Textbook of physiology : textbook. Vol. 1 / A. K. Jain . - 7 th ed. - Nev Delhi : Avichal publishing company, 2017. - 596 p.




612

H19

Hall, John E.

Guyton and Hall textbook of medical physiology : textbook / John E. Hall. - Philadelphia : Elsevier, 2016. - 927 p

The Textbook of Medical Physiology, however, is not a reference book that attempts to provide a compendium of the most recent advances in physiology. This is a book that continues the tradition of being written for students. It focuses on the basic principles of physiology needed to begin a career in the health care professions, such as medicine, dentistry, and nursing, as well as graduate studies in the biological and health sciences. It should also be useful to physicians and health care professionals who wish to review the basic principles needed for understanding the pathophysiology of human disease.

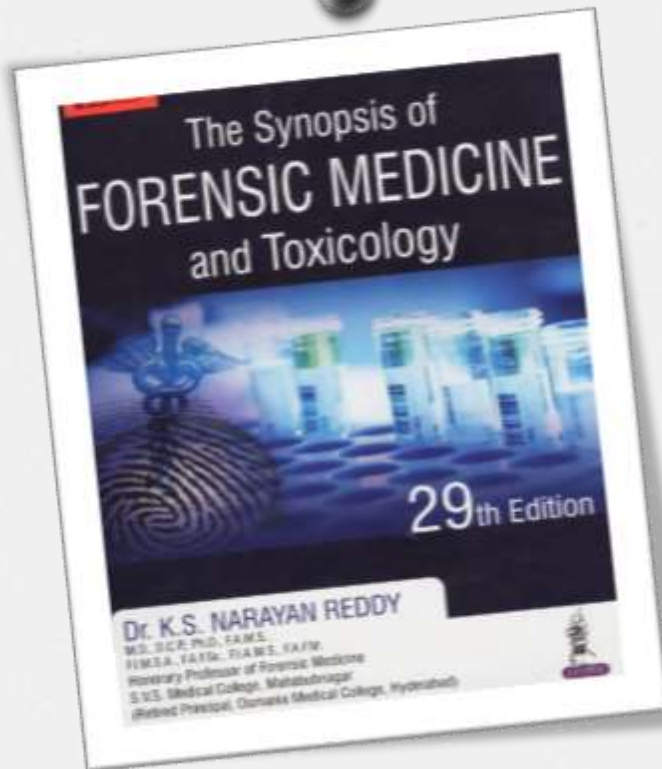


615.015

E 80

Essentials of Medical Pharmacology :
textbook / KD Tripathi MD. - 6th ed. - New
Delhi : Jaypee Brothers Medical Publishers,
2008. - 940 p.

Pharmacology is both a basic and an applied science. It forms the backbone of rational therapeutics. Whereas the medical student and the prescribing physician are primarily concerned with the applied aspects, correct and skilful application of drugs is impossible without a proper understanding of their basic pharmacology. Medical pharmacology, therefore, must include both fundamental background and clinical pharmacological information. Objective and quantitative data on the use of drugs in man, i.e., relationship between plasma concentration and intensity of therapeutic/toxic actions, plasma half lives, relative efficacy of different medications and incidence of adverse effects etc., are being obtained with the aim of optimising drug therapy. In addition, new drugs are being introduced in different countries at an explosive pace. A plethora of information thus appears to be important. However, trying to impart all this to a medical student would be counter-productive.



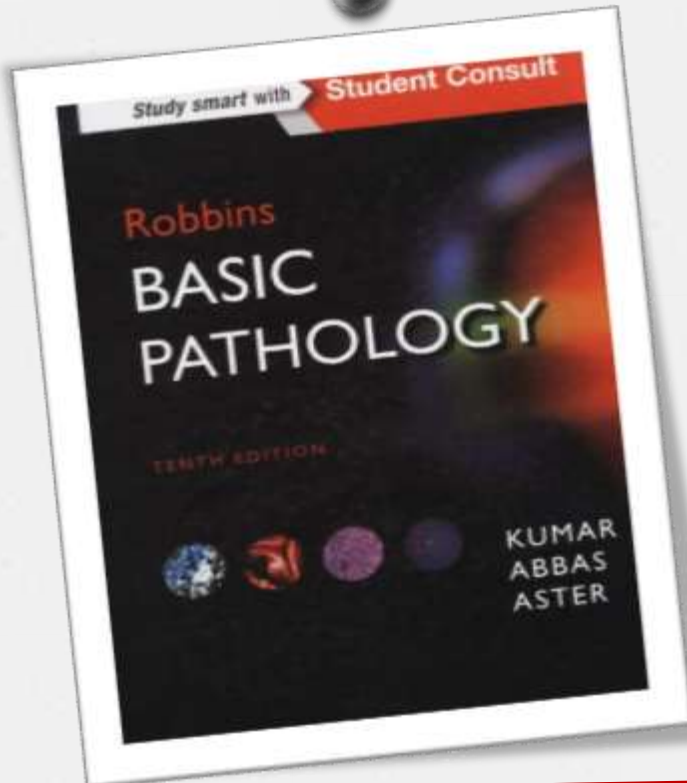
615.9

N 23

Narayan , Reddy K. S.

The synopsis of forensic medicine and toxicology / Reddy K. S. Narayan . - 29th ed. - New Delhi : The health sciences publishers, 2017. - 380 p.

This is condensed version of the treatise published under the title: "The Essentials of Forensic Medicine and Toxicology" thirty-fourth edition, 2017. It is designed to provide a brief and essentially practical guide to current teaching in Forensic Medicine with particular reference to India. The subject matter has been dealt with concisely, which is easy to grasp and simplified in presentation, and wherever necessary illustrations, tables and points have been inserted to help the students. The aim is to provide reasonable coverage of the subject as a whole. An attempt has been made to maintain the practical character of the book. Over and above, the book has been entirely revised and special additions and alterations have also been made and the overall text brought up-to-date.



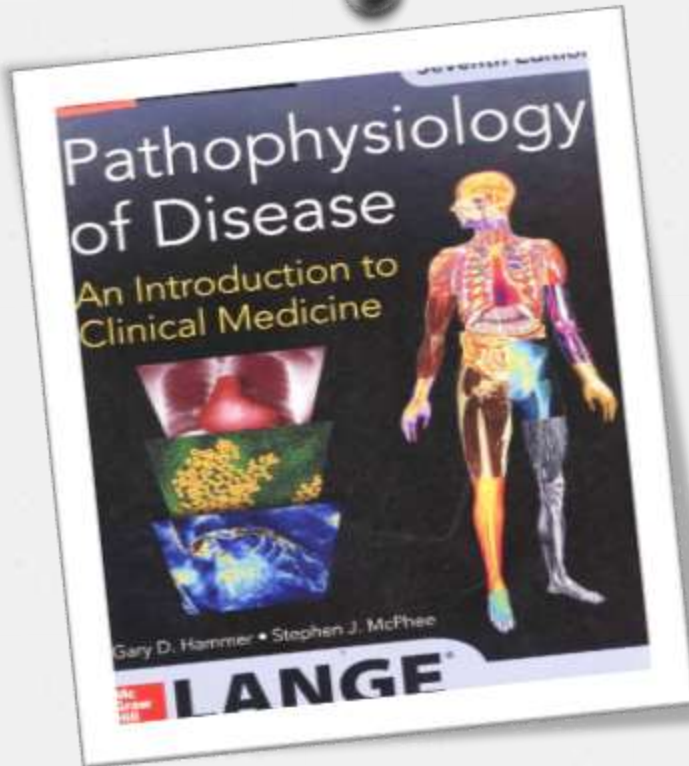
616

K 91

Kumar , V.

Robbins Basic Pathology : textbook / V.
Kumar , A. K. Abbas, J. C. Aster. - 10 nd
ed. - [S. l.] : Elsevier, 2017. - 930 p.

Second, as teachers, we are acutely aware that medical 1 students feel overwhelmed by the rapid growth of infor- < mation about the molecular basis of disease. We have i therefore excluded those new " breakthroughs" in the] laboratory that have not yet reached the bedside. Thus, 1 for example, the drugs developed for targeting cancer ; mutations that are still in clinical trials have not been ; discussed except in those rare instances in which the] evidence of efficacy is close to hand. Similarly, in geneti-] cally heterogeneous disorders, we have focused on the most common mutations without providing a catalog 1 of all the genes and polymorphisms involved. This effort required us to read each chapter as if it was written de novo and in many cases to remove parts of the text that had been present in the previous edition. It is our hope that these changes will unburden the students and that the tenth edition will be seen as an up to date yet simple to comprehend book.



616-092

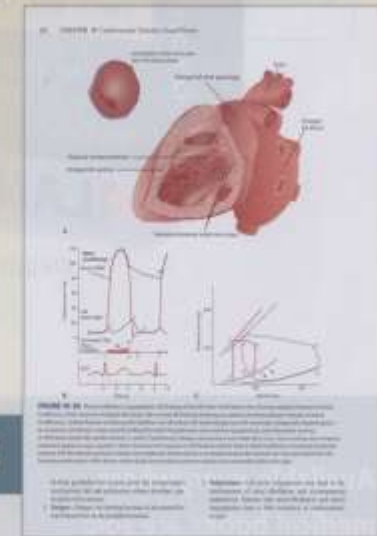
H 20

Hammer , Gary D.

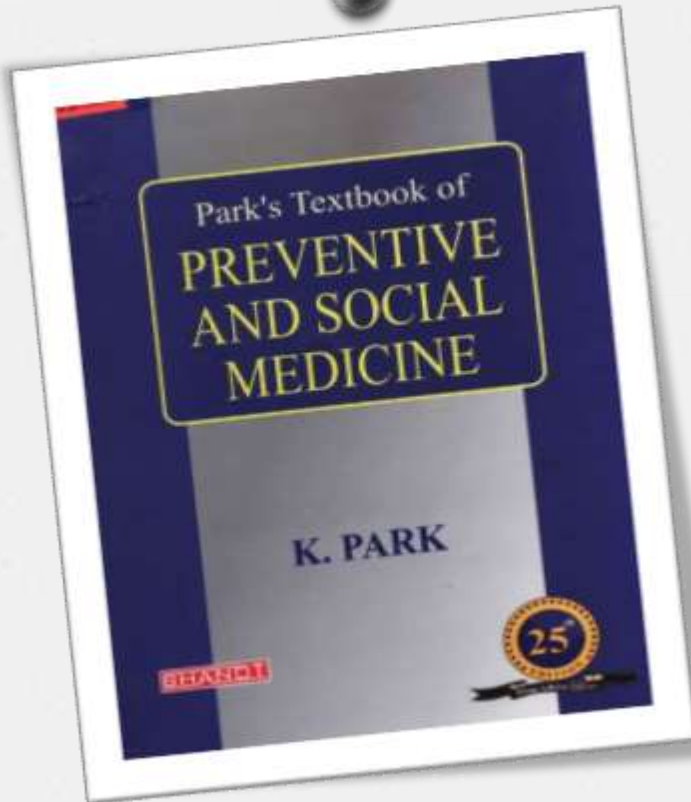
Pathophysiology of Disease: An Introduction to Clinical Medicine / Gary D. Hammer . - 7nd ed. - New York : Mg Graw Hill. Education, 2014. - 762 p

Key Features of the Seventh Edition of Pathophysiology of Disease

- Case-based reviews of the essentials of pathophysiology—covering the signs and symptoms of 120 diseases commonly encountered in medical practice
- Logically organized by body system and organ
- Full-color illustrations enrich the text
- Extensive revisions to the content, including:
 - Substantial revision of coagulation factors and the coagulation system, including a new figure summarizing the coagulation cascade
 - Revised sections on the pathogenesis of psoriasis, erythema multiforme, and bullous pemphigoid
 - Revised sections on the pathophysiology of autoimmune, acute, and chronic pancreatitis together with associated complications
 - Revised section on roles of PTH versus PTHrP in calcium homeostasis
 - Updated sections on obesity, insulin resistance, and metabolic syndrome
- 120 case studies (9 new ones) provide an opportunity to test your understanding of the pathophysiology of each disease discussed
- A complete chapter devoted to detailed analyses of cases
- “Checkpoint” review questions appear in every chapter
- Numerous tables and diagrams encapsulate important information
- Newly updated references are included for each chapter topic
- Many new authors enhance the content with new expertise



NEW full-color illustrations enhance the content




616-036.22

P 26

Park, K.

Park's Textbook of preventive and social medicine / K. Park. - 25th ed. - [S. l.] : Banarsidas Bhanot Publishers , 2019. - 1000 p.

The book has been updated as needed. The chapter on Health Programmes in India contains new matter on tuberculosis, AIDS, National Health Mission, Ayushman Bharat Health Scheme, malaria, mental health etc. New and updated matter about child and maternal mortality, child abuse, child trafficking etc. has been added. Disaster Management and Mental Health chapters now contain latest new material. A completely new chapter on Tribal Health in India has been added. Chapter on Health Planning and Management now contains National Health Policy 2017 and Three Year Action Agenda 2017-18 to 2019-20 of Niti Aayog replacing the Five Year Plans. Data from NFHS-4 added as required. A Niti Aayog Health Index is added to chapter on Concept of Health and Disease. Major revision of chapter of communicable diseases contains new matter on tuberculosis, chronic hepatitis, Nipah Virus, malaria, Kala-azar, Dengue etc. and chronic non-communicable diseases contains new topic on oral disease.



16-053.2

J 78

Joshi, NC

Clinical pediatrics : textbook / NC Joshi.
- 2th ed. - [S. 1.] : Reed Elsevier india
private limmed, 2012. - 426 p. .

Clinical Pediatrics

Second Edition

The second edition of this book provides an opportunity to take into account the changes in the pattern of postgraduate clinical examination from totally subjective to partially objective assessment format in the national board exams. This edition is also an all-inclusive teaching package as the first edition. It has evolved to assimilate the basics of pediatrics with clinical science. The essential information is wrapped up in an efficient format designed to facilitate retention and reproduction of knowledge during practical examination.

Each chapter of this book brings into focus an organ system and is divided into three parts:

Part I focuses on disease mechanism, genesis of symptomatology, proper clinical examination methods, and diagnostic studies.


Part II includes common clinical cases to show how pediatric concepts may be tested for diagnostic thinking and expressing it competently to the examiner along with the investigative and management strategies.

Part III develops basic skills in image and data interpretation, important emergencies, drugs and procedures.

In this new edition, all chapters have been revised and updated. Chapters "Getting Started" and "Putting It All Together" have been thoroughly revised. In chapter "Remaining Clinical Essentials", Genetics have been expanded while Biostatistics, Skin, and Counseling have been welcome additions. This chapter is constructed in question and answer format to gear up students for Viva Voce or OSCE part of the examination.

This book with all the above-mentioned features will be extremely useful not only for pediatrics postgraduates but also to interns, junior residents, and practicing physicians and pediatricians.

Dr NC Joshi is an Emeritus Professor and ex-Dean of St. Walia Hospital for Children (SOWHC), Research Institute, Mumbai. He is also Director, Medical Services in Pediatrics at Narayani Hospital, Mumbai. He maintains an active pediatric practice with a passion for pediatric bedside clinical teaching in particular. He is the founder of courses in Clinical Pediatrics for postgraduate pediatric students with the help of past and present teaching personnel from SOWHC. These courses are attended by postgraduates from all over the country. Dr Joshi follows the origin of the word "Doctor" (Latin verb docere), i.e., "to teach". This book on Clinical Pediatrics reflects his teaching experience of more than 40 years and his familiarity with examiners' expectations and students' expectations from the candidates.



616-093/-098

A 53

Ananthanarayan, R.

Textbook of microbiology / R.

Ananthanarayan, C.K. Jayaram Paniker . - 10 th ed. - [S. l.] : Universities Press, 2017. - 716 p.

The Medical Council of India has emphasised the need for integrated teaching, underscoring the requirement for applied microbiology. Keeping this in mind, the chapters have been thoroughly reviewed, while retaining their basic themes and concepts. Some of the significant updates are listed below.

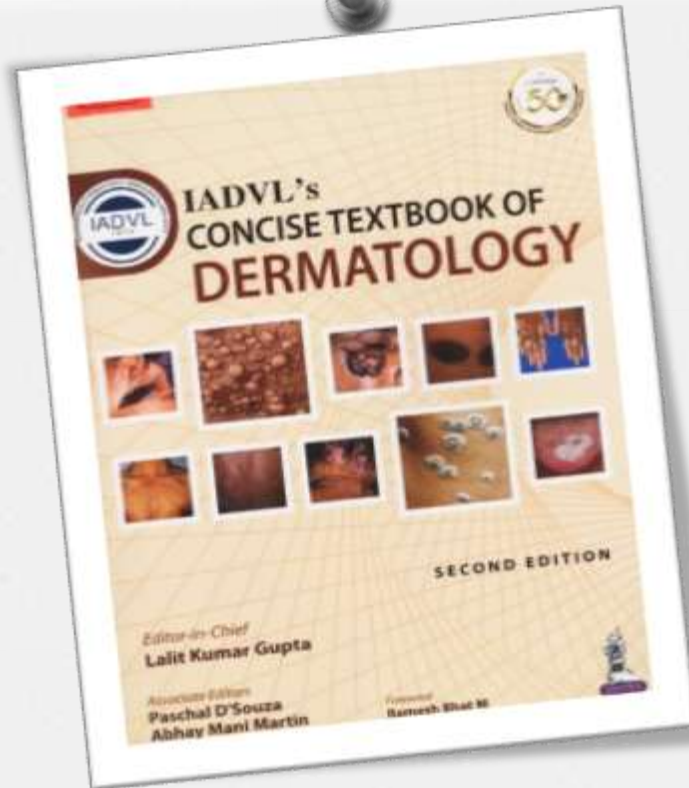
New concepts in sterilisation and disinfection, including plasma sterilisation and practices in healthcare settings

New and automated methods for identification of bacteria

Updated molecular techniques as applied to microbiology

Simple diagrammatic presentations of current immunological techniques for antigen and antibody detection, and their applications

Clinical implications of bacterial organisms, current methods of detection, and suggested antibiotic treatment



616.5

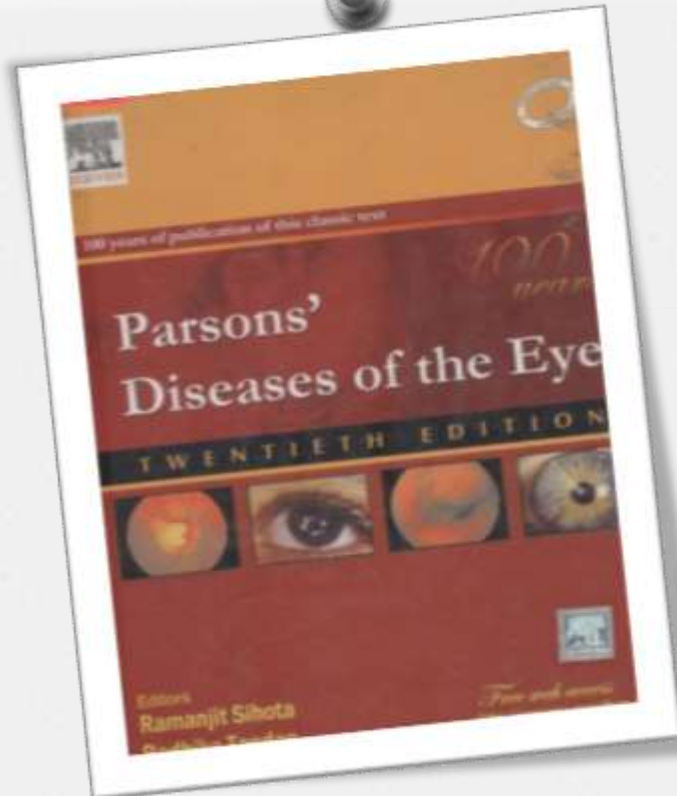
C 74

Concise textbook of dermatology / ed.
Lalit Kumar Gupta. - 2th ed. - New Delhi :
Jaypee Brothers Medical Publishers (P)
LTD, 2019. - 586 p.

This first edition of the IADVL's Concise Textbook of Dermatology, an academic venture of our esteemed national association, aims to enhance the dermatological training of undergraduate students in our country.

To comply with the changing teaching trends and tools across the globe, the editorial team has brought together peer-reviewed content and clinical resource material from all over India in this textbook and the CD-ROM. The textbook, divided into seven sections dotted with numerous clinical images, will ensure readers gain a comprehensive understanding of the subject in a concise manner. Key points at the end of each chapter will serve as a quick revision aid for the student.

This concise book will be of immense value to the students, family practitioners, internists, practicing dermatologists in India, other Asian countries and worldwide.




617.7

P 28

Parsons' Diseases of the Eye / ed.
Ramanjit Sihota. - 20th ed. - [S. l.] :
Elsevier. India, 2007. - 576 p.

It was a privilege to update this classic textbook of ophthalmology, which has educated many generations of medical students and ophthalmologists. We have aimed to preserve the basic character of Parsons': the coverage of essential topics remains concise and thorough in an easy-to-understand language for undergraduates as well as postgraduates at the start of their training in ophthalmology.

We hope that this revised edition, like its previous avatars, serves as a basic text to establish the foundations of knowledge of ophthalmology for undergraduates and a ready review or rapid revision guide for postgraduates, teachers and practising ophthalmologists.



618.2/.7

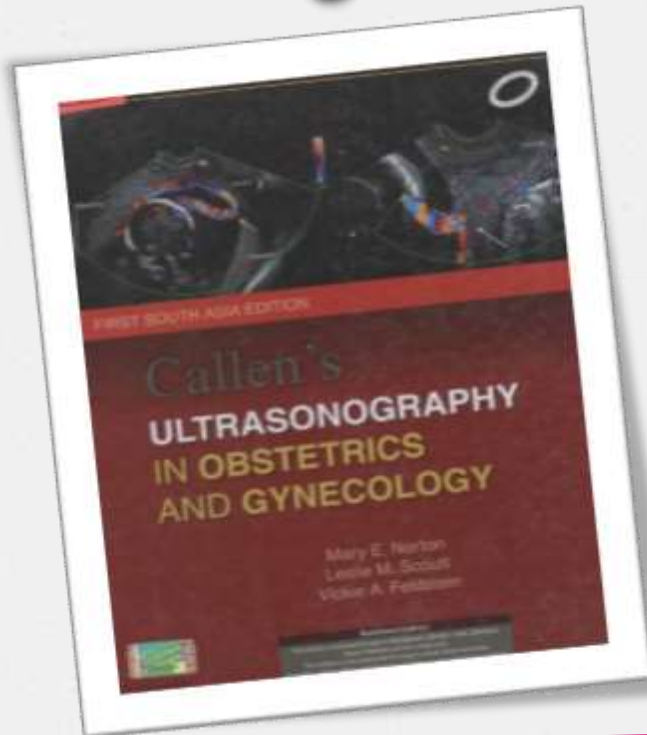
D94

Dutta's, D. C.

Textbook of Obstetrics : including Perinatology and Contraception / D. C. Dutta. - 9 th ed. - New Delhi : The Health Sciences Publisher, 2018. - 659 p.

Over the years, there was an absolute dearth of a single comprehensive textbook of obstetrics, worth to be prescribed to the students. Moreover, of the textbooks currently available, most have been written with an orientation for the developed countries.

Being constantly insisted and hard-pressed by my beloved students, I ultimately decided to write a compact, comprehensive and practically oriented textbook of obstetrics. It is an attempt to encourage the students to learn obstetrics in a comparatively easy way. The aim was to emphasize the simplicities rather than complexities of knowledge. The book is written in a clear and concise language and in author's own style, which holds the reader's interest. Controversies and the management of the obstetrical problems is being highlighted with the facilities available to most of the Third World countries.



618.2

N 82

Norton, Maru E.

Callen's ultrasonography in Obstetrics and Gynecology / Maru E. Norton, Leslie M. Scoutt, Vickie A. Feldstein. - 1th ed. - [S. 1.] : Elsevier, 2017. - 1252 p.

Over the years, many aspects of obstetric and gynecologic ultrasound have changed. Ultrasound technology and equipment continue to improve. The anatomic detail that can be visualized and the physiologic parameters that can be assessed have expanded the utility, as well as the complexity, of ultrasound imaging. As in other areas of medicine, care of the obstetric and gynecologic patient in today's practice has advanced to involve much more collaboration across disciplines. This edition reflects this change and was truly a multidisciplinary effort reflecting contributions from experts in obstetrics and gynecology, maternal-fetal medicine, and diagnostic radiology and biomedical imaging. Mary recruited authors from the fields of obstetrics and maternal-fetal medicine and edited chapters on obstetric and fetal sonography.

Назарларыңызға рақмет !!!

Қызмет көрсету бөлімі:
Серикбаева Г.Р.